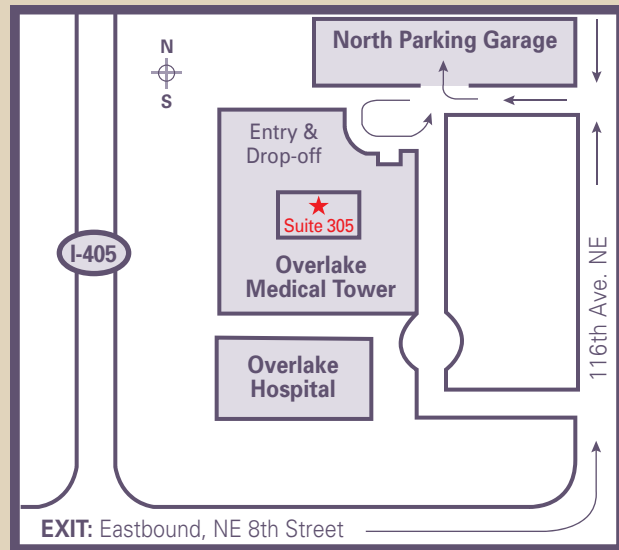


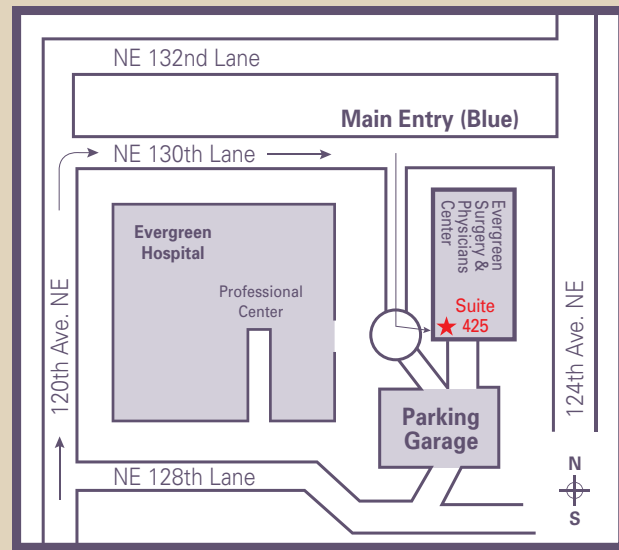
Directions to Lake Washington Vascular Surgeons



Overlake Medical Tower

1135 116th Ave. NE, Suite 305, Bellevue, WA 98004
Tel: 425-453-1772 **Fax:** 425-453-0603

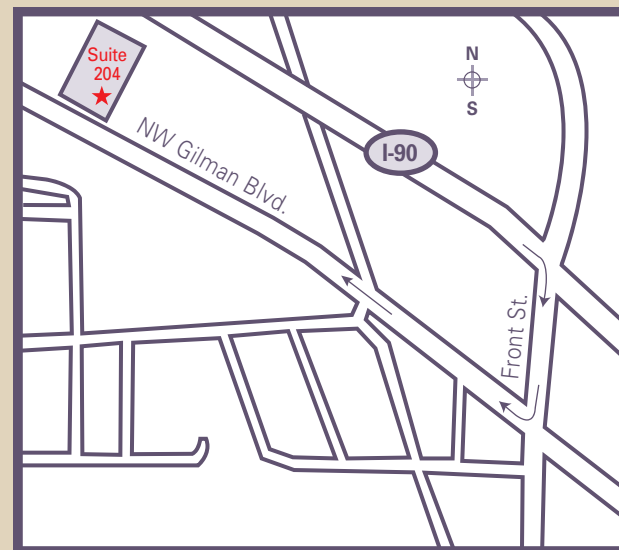
- From I-405 Southbound:** take NE 8th Exit, Eastbound
From I-405 Northbound: take NE 4th Exit, follow signs to Hospital
- Turn north from NE 8th on 116th Ave. NE
 - Turn left into the Hospital Campus at the Emergency Entrance
 - Parking Garage is on your right
 - Patient drop-off is at the entrance in the circular drive on the left
 - Take elevators to 3rd floor and follow hall on right to suite 305



Evergreen Surgery & Physicians Center

12333 NE 130th Lane, Suite 425, Kirkland, WA 98034
Tel: 425-453-1772 **Fax:** 425-899-2682

- From I-405:** take Exit 20B and follow signs to Hospital
- Drive past Evergreen Hospital on 120th Ave. NE
 - Turn right onto NE 130th Lane
 - Proceed to Blue Parking Garage
 - Go up to level D
 - Enter Evergreen Surgery & Physicians Center, Suite 425




Medical Center of Issaquah

450 NW Gilman Blvd, Suite 204, Issaquah, WA 98027
Tel: 425-453-1772 **Fax:** 425-395-1306

- From I-90 Eastbound:** take Exit #17, Front Street
- Turn right on Front St.
 - Turn right on NW Gilman Blvd.
 - Building is on the right

Qualified Medical Experts




Daniel Pepper, M.D. / Medical Director

Certification: American Board of Surgery
Fellowship: Scripps Clinic, La Jolla, CA
Residency: General Surgery, University of Washington, Seattle, WA
Medical School: Rush Medical College, Chicago, IL
Clinical Instructor: University of Washington since 1984
Private Practice: Overlake & Evergreen Hospitals since 1984



Kathleen Gibson, M.D. / Medical Director

Certification: American Board of Surgery, General & Vascular Surgery
Fellowship: University of Washington, Seattle, WA
Residency: General Surgery, University of Washington, Seattle, WA
Medical School: University of Washington, Seattle, WA
Private Practice: Overlake & Evergreen Hospitals



Brian Ferris, M.D. / Medical Director

Certification: American Board of Surgery, General & Vascular Surgery
Fellowship: University of Arizona, Tucson, AZ
Residency: General Surgery, Oregon Health Sciences University, Portland, OR
Medical School: University of Virginia, Charlottesville, VA
Private Practice: Overlake & Evergreen Hospitals



Leonard T. Su, M.D. / Assoc. Medical Director

Certification: American Board of Surgery, General Surgery
Fellowship: University of Washington, Seattle, WA
Residency: General Surgery, University of Pennsylvania, Philadelphia, PA
Medical School: University of Pennsylvania, Philadelphia, PA
Private Practice: Overlake & Evergreen Hospitals

LAKE WASHINGTON
VASCULAR

Vein Sclerotherapy

3 Convenient Locations!

Call today to schedule your appointment.

LAKE WASHINGTON
VASCULAR

425-453-1772

www.LakeWashingtonVascular.com



Vein Sclerotherapy Information

What is Sclerotherapy?

Sclerotherapy is a method of treating small varicose veins and spider veins (telangiectasias) under the skin. A substance called a sclerosing agent is injected with a tiny needle into the veins to cause inflammation and eventual obliteration of the blood vessel.

What is Echosclerotherapy?

Echosclerotherapy is a relatively new technique that utilizes ultrasound to guide injections into veins too deep to see. These veins may be the cause of unsightly surface veins.

How Many Treatments Will I Need?

Spider veins come in all sizes, shapes, and numbers. The number of treatments needed can be estimated at the time of your visit with your physician. Over time spider veins can recur or new ones may develop, and future treatments may be needed.

Will My Insurance Cover Sclerotherapy?

Sclerotherapy is a cosmetic procedure and is not covered by insurance companies.

What are the Common Side Effects?

Itching: Mild itching experienced at the vein site and along its course may occur for up to a day after injection.

Skin Hyperpigmentation: Approximately 50% of patients who undergo therapy notice a brownish skin pigment after the vessel is treated. In most patients, the veins become darker right after the procedure. The veins gradually and steadily fade over the next 12 to 15 months. Rarely, permanent brown staining may occur.

Allergic Reaction: A patient may have an allergic reaction to sclerosing agent solutions. Let your physician know if you have any allergies prior to treatment. Allergic reactions may include hives, shortness of breath, or nausea.

Pain: Patients may experience pain at the site of the injection. After treatment, the injected vein may be tender to the touch along its course. This is temporary and usually resolved in three to six weeks. Acetaminophen or ibuprofen is usually all that is needed for pain after sclerotherapy.

What are Other Possible Side Effects?

Tiny new blood vessels may develop at the site of previously injected veins. Transient swelling or hives may occur. Wound infections and breakdown of the skin are rare complications that may require treatment. Scarring is unusual but may occur. Deep blood clots are rare complications that can occur when varicose veins are injected. Dangers of deep blood clots include clots going to the lung or causing long term leg swelling, are extremely rare with sclerotherapy.

What Can I Expect After the Session?

- You may be asked to bring a pair of compression stockings to be worn immediately after the procedure or your legs may be wrapped or bandaged.
- Often, the treated areas look worse before improvement is noted. With successful treatment, the spider veins gradually disappear.
- We will let you know how long to leave the bandage on and when you can shower.
- In some patients, support stockings may be required.
- We may ask you to minimize your activity for at least a day after sclerotherapy, and will want you to keep your legs elevated as much as possible.
- You should avoid hot tub baths for 48 hours following sclerotherapy.
- We may ask you to return for a follow-up visit after your session.

What Do I Need to Do to Prepare for Sclerotherapy?

No Lotion: Do not put lotion or oil on your legs for 24 hours prior to your session.

Shave: Shave your legs the night before.

Loose Pants: Wear loose pants, sweats or a skirt to accommodate bandages.

Shorts: Bring a pair of shorts to wear during the session.

